


Technical data sheet

Cable tray EKS 60 FS

Item number: 6056148



EKS 60 = extra-heavy cable tray system with 60 mm side height.
Straight connectors should be ordered separately for all the versions.
Magnetic shield insulation without cover 20 dB, with cover 50 dB.



St Steel

FS Strip galvanized

Master data

Item number	6056148
Type	EKS 610 FS
Description 1	Cable tray EKS
Description 2	perforated
Manufacturer	OBO
Dimension	60x100x3000
Material	Steel
Surface	Strip galvanized
Surface standard	DIN EN 10346
Smallest sales unit	3
Unit of quantity	Metre
Weight	341.34 kg
Weight unit	kg/100 m

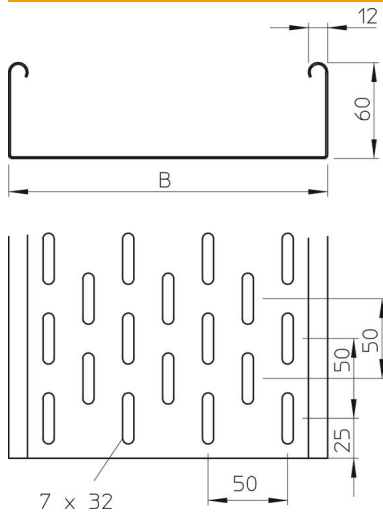
Technical data sheet

Cable tray EKS 60 FS

Item number: 6056148



Dimensions



Dimension	60 x 100
Length	3,000 mm
Length	118 ft
Width	100 mm
Width	4 in
Height	60 mm
Height	2 in
Plate thickness	0.1 in
Plate thickness	2 mm
Dimension B	100 mm

Technical data

Connector version	Without connectors
Mounting system fastening type	Floor Ceiling Wall
Walkable	no
Maintain electrical functions	no
With cover	no
Mounting perforation in base	yes
NATO hole pattern	no
Usable cross-section	58 cm ²
Usable cross-section	5800 mm ²
Rustproof steel, pickled	no
Side perforation	yes
Wide-span version	no
Load test type according to IEC 61537	Type II
Type of connector, cable support system	Screwed

Technical data sheet

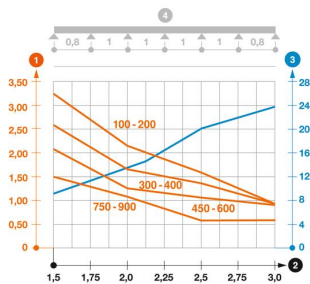
Cable tray EKS 60 FS

Item number: 6056148



Loads

Insertable support spacings, min.	1.5 m
Insertable support spacings, max.	3 m
Support spacing 1.5 m	3.3 kN/m
Support spacing 2.0 m	2.2 kN/m
Support spacing 2.5 m	1.6 kN/m
Support spacing 3.0 m	0.95 kN/m



Load diagram, cable tray, type EKS 60

- 1 Permitted cable tray/ladder load in kN/m without man load
- 2 Support width in m
- 3 Rail bend in mm at permitted kN/m
- 4 Load scheme during testing
- Load curve with cable tray/ladder width in mm
- Strut bend curve according to support width