


Technical data sheet

Cable tray MKS 85 FS

Item number: 6057101



MKS 85 = medium-duty cable tray system with a side height of 85 mm.
Including connector, type RLVL 85.
Magnetic shield insulation without cover 20 dB, with cover 50 dB.



St Steel

FS Strip galvanized

Master data

Item number	6057101
Type	MKS 810 FS
Description 1	Cable tray MKS
Description 2	perforated with connector
Manufacturer	OBO
Dimension	85x100x3000
Material	Steel
Surface	Strip galvanized
Surface standard	DIN EN 10346
Smallest sales unit	3
Unit of quantity	Metre
Weight	207.67 kg
Weight unit	kg/100 m

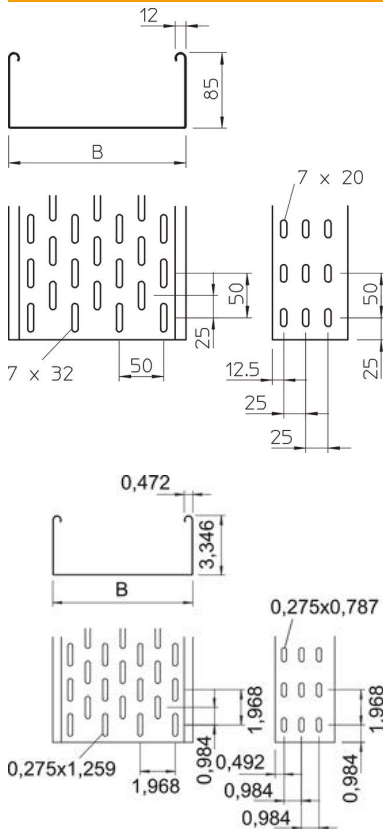
Technical data sheet

Cable tray MKS 85 FS

Item number: 6057101



Dimensions



Dimension	85 x 100
Length	3,000 mm
Length	10 ft
Width	100 mm
Width	4 in
Height	85 mm
Height	3 in
Plate thickness	0.04 in
Plate thickness	1 mm
Dimension B	100 mm

Technical data

Connector version	Supplied connectors
Mounting system fastening type	Floor Ceiling Wall
Walkable	no
Maintain electrical functions	no
With cover	no
Mounting perforation in base	yes
NATO hole pattern	no
Usable cross-section	83 cm ²
Usable cross-section	8300 mm ²
Rustproof steel, pickled	no
Side perforation	yes
Wide-span version	no
Load test type according to IEC 61537	Type II
Type of connector, cable support system	Screwed

Technical data sheet

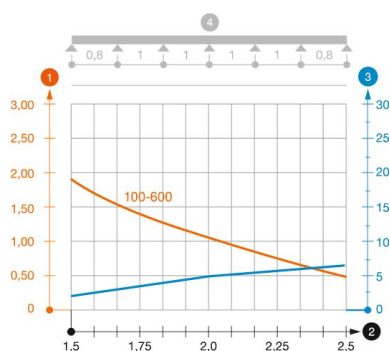
Cable tray MKS 85 FS

Item number: 6057101



Loads

Insertable support spacings, min.	1.5 m
Insertable support spacings, max.	2.5 m
Support spacing 1.5 m	1.75 kN/m
Support spacing 1.75 m	1.4 kN/m
Support spacing 2.0 m	1.1 kN/m
Support spacing 2.5 m	0.5 kN/m



Load diagram, cable tray, type MKS 80

- 1 Permitted cable tray/ladder load in kN/m without man load
- 2 Support width in m
- 3 Rail bend in mm at permitted kN/m
- 4 Load scheme during testing
- Load curve with cable tray/ladder width in mm
- Strut bend curve according to support width
- * From width 300 mm, tested with joint plate SSLB