


Technical data sheet

Cable tray RKS 60 FS perforated, w/o floor beading

Item number: 6055893



RKS 60 = Rational cable tray system with 60 mm side height (unbeaded base plate).
Including RV 60 longitudinal connector set.
The cable tray is fixed to the bracket with bolts, type FRS M6 x 12.
Magnetic shield insulation without cover 20 dB, with cover 50 dB.



St Steel

FS Strip galvanized

Master data

Item number	6055893
Type	RKS 607 FS
Description 1	Cable tray RKS
Description 2	perforated, w/o floor beading
Manufacturer	OBO
Dimension	60x75x3000
Material	Steel
Surface	Strip galvanized
Surface standard	DIN EN 10346
Smallest sales unit	3
Unit of quantity	Metre
Weight	118.94 kg
Weight unit	kg/100 m

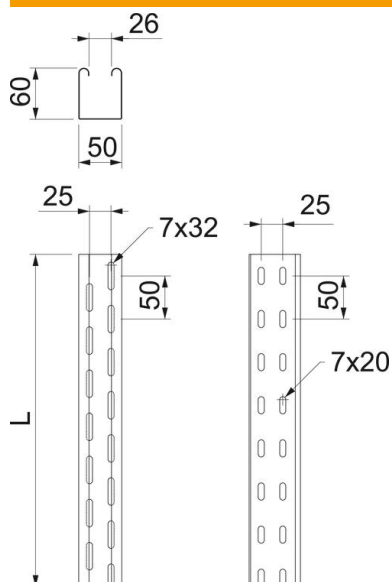
Technical data sheet

Cable tray RKS 60 FS perforated, w/o floor beading

Item number: 6055893



Dimensions



Dimension	60 x 75
Length	3,000 mm
Length	10 ft
Width	75 mm
Width	3 in
Height	60 mm
Height	2 in
Plate thickness	0.03 in
Plate thickness	0.75 mm
Dimension B	75 mm
Dimension L	3,000 mm

Technical data

Connector version	Supplied connectors
Mounting system fastening type	Floor Ceiling Wall
Walkable	no
Base perforation	1
Maintain electrical functions	no
With cover	no
Mounting perforation in base	yes
NATO hole pattern	no
Usable cross-section	42 cm ²
Usable cross-section	4200 mm ²
Rustproof steel, pickled	no
Side perforation	yes
Wide-span version	no
Load test type according to IEC 61537	Type II
Type of connector, cable support system	Screwed

Technical data sheet

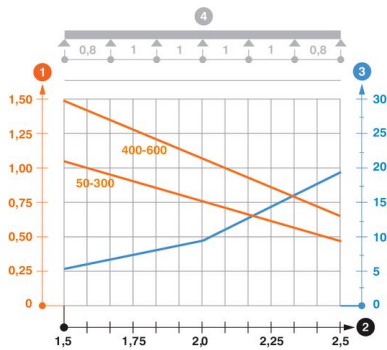
Cable tray RKS 60 FS perforated, w/o floor beading

Item number: 6055893



Loads

Insertable support spacings, min.	1 m
Insertable support spacings, max.	3 m
Support spacing 1.0 m	1.3 kN/m
Support spacing 1.5 m	0.65 kN/m
Support spacing 2.0 m	0.4 kN/m
Support spacing 2.5 m	0.25 kN/m
Support spacing 3.0 m	0.15 kN/m



Load diagram, cable tray, type RKS 60

- 1 Permitted cable tray/ladder load in kN/m without man load
- 2 Support width in m
- 3 Rail bend in mm at permitted kN/m
- 4 Load scheme during testing
- Load curve with cable tray/ladder width in mm
- Strut bend curve according to support width