


Technical data sheet

Cable tray SKSU 60 FT

Item number: 6064307



SKS 60 = heavy-duty cable tray system, unperforated, with 60 mm side height. The cable tray has connector perforations on both sides. Straight connectors should be ordered separately and in the appropriate quantity. Magnetic shield insulation without cover 20 dB, with cover 50 dB.



- St** Steel
- FT** Hot-dip galvanised

Master data

Item number	6064307
Type	SKSU 610 FT
Description 1	Cable tray SKSU
Description 2	unperforated, connector holes
Manufacturer	OBO
Dimension	60x100x3000
Material	Steel
Surface	Hot-dip galvanised
Surface standard	DIN EN ISO 1461
Smallest sales unit	3
Unit of quantity	Metre
Weight	302.67 kg
Weight unit	kg/100 m

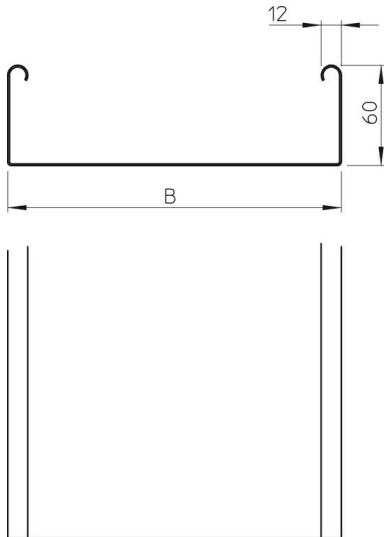
Technical data sheet

Cable tray SKSU 60 FT

Item number: 6064307



Dimensions



Length	3,000 mm
Length	10 ft
Width	100 mm
Width	4 in
Height	60 mm
Height	2 in
Plate thickness	0.06 in
Plate thickness	1.5 mm
Dimension B	100 mm

Technical data

Connector version	Without connectors
Mounting system fastening type	Floor Ceiling Wall
Walkable	no
Maintain electrical functions	no
With cover	no
Mounting perforation in base	no
NATO hole pattern	no
Usable cross-section	58 cm ²
Usable cross-section	5800 mm ²
Rustproof steel, pickled	no
Side perforation	no
Wide-span version	no
Load test type according to IEC 61537	Type II
Type of connector, cable support system	Screwed

Technical data sheet

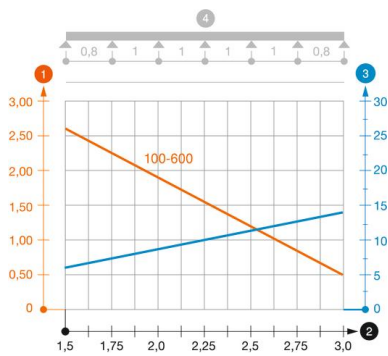
Cable tray SKSU 60 FT

Item number: 6064307



Loads

Insertable support spacings, min.	1.5 m
Insertable support spacings, max.	3 m
Support spacing 1.5 m	2.6 kN/m
Support spacing 2.0 m	1.9 kN/m
Support spacing 2.5 m	1.1 kN/m
Support spacing 3.0 m	0.55 kN/m



Load diagram, cable tray, type SKSU 60

- 1 Permitted cable tray/ladder load in kN/m without man load
- 2 Support width in m
- 3 Rail bend in mm at permitted kN/m
- 4 Load scheme during testing
- Load curve with cable tray/ladder width in mm
- Strut bend curve according to support width