

Technical data sheet

Combination protection device for ISDN and DSL systems

Item number: 5081694



Data cable protection devices for telecommunication systems

- Low protection level at high current load
- Screwless terminals or connectable
- Bandwidth-optimised for secure transmission
- Quick mounting onto DIN rail for a telephone line
- Visual function display

Application: DSL systems, ISDN or analogue telecommunication



Plastic

Master data

Item number	5081694
Type	TD-2/D-HS
Description 1	Surge protective device
Description 2	for TK systems with hat rail
Manufacturer	OBO
Dimension	170V
Colour	White
Material	Plastic
Smallest sales unit	1
Unit of quantity	Piece
Weight	4.8 kg
Weight unit	kg/100 pc.
CO2 Footprint (GWP) Cradle-to-Gate	0,2096 kg CO2e / 1 Piece

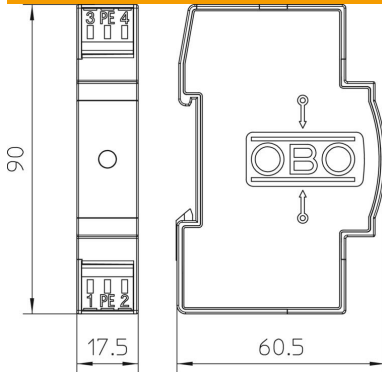
Technical data sheet

Combination protection device for ISDN and DSL systems

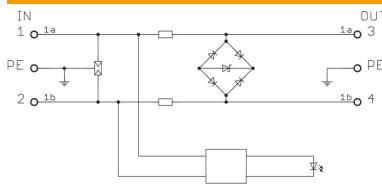


Item number: 5081694

Dimensions



Technical data



Arrestor monitoring	no
Connection cross-section, flexible, max.	2.5 mm ²
Connection cross-section, flexible, min.	0.14 mm ²
Connection cross-section, multi-wire, max.	2.5 mm ²
Connection cross-section, multi-wire, min.	0.14 mm ²
Connection cross-section, rigid, max.	2.5 mm ²
Connection cross-section, rigid, min.	0.14 mm ²
Number of poles	2
Insertion loss	≤3 dB
Earthing via:	Connection cable
Explosion-tested version	no
Telecommunications contact	no
Total discharge current (10/350)	D1: 5 kA
Total discharge current (8/20)	10 kA
Cut-off frequency	75 MHz
Maximum continuous voltage AC	120 V
Maximum continuous voltage DC	170 V
Lightning impulse current	2.5 kA
Insulation resistance	>1 MΩ
Capacity (wire-wire)	<50 pF
Capacity (wire-earth)	<50 pF
Kategorie	Type 1+2+3 / D1+C2+C1
Lightning protection zone LPZ	0→3
Mounting type	DIN rail 35 mm
Nominal load current AC	0.14 A
Nominal load current DC	0.2 A
Testing standard	IEC 61643-21
Shielding connection available	no
Screening	Direct
Protection rating	IP20
Protection level wire-wire	<300 V

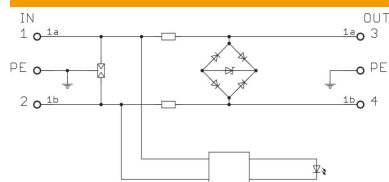
Technical data sheet

Combination protection device for ISDN and DSL systems

Item number: 5081694



Technical data



Protection level wire-earth	<650 V
Series resistance per wire	9 Ω ± 10 %
Signalling on device	Visual
SPD to IEC 61643-21	Class I+II+III / D1+C2+C1
Plug-in system	Terminal
Impulse durability wire-wire	C2: 18 kV / 9 kA (8/20µs)
Impulse durability wire-earth	C2: 18 kV / 9 kA (8/20µs)
Division unit TE (17.5 mm)	1
Permitted temperature range, max.	80 °C
Permitted temperature range, min.	-40 °C