

# Technical data sheet

## Combination protection device TD-2D-V for VDSL systems

Item number: 5081698



Data cable protection device for telecommunications equipment

- Low protection level at a high current load
- "Push-in" clamps for quick installation
- Bandwidth-optimised for secure transmission up to 225 MHz
- Surface mounting

Application: Ideal for all DSL systems, IP connections, ISDN or analogue telecommunications



Plastic

### Master data

Item number	5081698
Type	TD-2D-V
Description 1	Combined protective device
Description 2	for telecommunication
Manufacturer	OBO
Dimension	180V
Colour	White
Material	Plastic
Smallest sales unit	1
Unit of quantity	Piece
Weight	9.5 kg
Weight unit	kg/100 pc.
CO2 Footprint (GWP) Cradle-to-Gate	0,3886 kg CO2e / 1 Piece

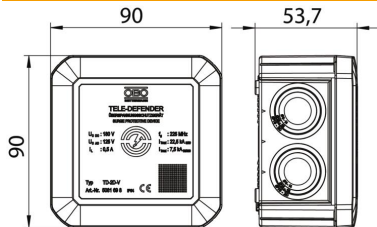
# Technical data sheet

## Combination protection device TD-2D-V for VDSL systems

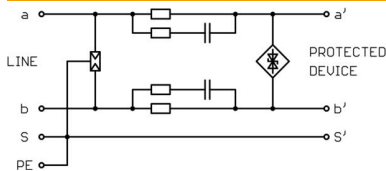
Item number: 5081698



### Dimensions



### Technical data



Arrestor monitoring	no
Connection cross-section, flexible, max.	1 mm <sup>2</sup>
Connection cross-section, flexible, min.	0.14 mm <sup>2</sup>
Connection cross-section, multi-wire, max.	1 mm <sup>2</sup>
Connection cross-section, multi-wire, min.	0.14 mm <sup>2</sup>
Connection cross-section, rigid, max.	1.5 mm <sup>2</sup>
Connection cross-section, rigid, min.	0.08 mm <sup>2</sup>
Number of poles	2
Insertion loss	≤3 dB
Explosion-tested version	no
Telecommunications contact	no
Total discharge current (10/350)	D1: 7,5 kA
Total discharge current (8/20)	22.5 kA
Cut-off frequency	225 MHz
Maximum continuous voltage AC	125 V
Maximum continuous voltage DC	180 V
Lightning impulse current	2.5 kA
Insulation resistance	>10 MΩ
Capacity (wire-wire)	<10 pF
Capacity (wire-earth)	<20 pF
Kategorie	Type 1+2+3 / D1+C2+C1
Lightning protection zone LPZ	0→3
Mounting type	Surface-mounted
Nominal load current AC	0.35 A
Nominal load current DC	0.5 A
Testing standard	IEC 61643-21
Shielding connection available	yes
Screening	Direct
Protection rating	IP54
Protection level wire-wire	<350 V
Protection level wire-earth	<600 V
Series resistance per wire	2,2 Ω ± 5 %
Signalling on device	Without
SPD to IEC 61643-21	Class I+II+III / D1+C2+C1
Plug-in system	Terminal
Impulse durability wire-wire	C2: 15 kV / 7,5 kA (8/20μs)

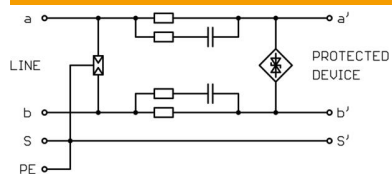
# Technical data sheet

Combination protection device TD-2D-V for VDSL systems

Item number: 5081698



## Technical data



Impulse durability wire-earth	C2: 15 kV / 7,5 kA (8/20 $\mu$ s)
Permitted temperature range, max.	80 °C
Permitted temperature range, min.	-40 °C