

Technical data sheet

Combination arrester, 3-pole with function display

Item number: 5096835



Combination arrester set, type 1+2, 3-pole, with visual function display, for use in TN-C networks:

Completely pre-terminated and ready for connection, consisting of:

3 x MCD 50-B-OS: Type 1+2 coordinated lightning current arresters to DIN EN 61643-11. For interface 0 to 2 (LPZ) in accordance with lightning protection zone concept to IEC 62305 and/or VDE 0185-305.

- Lightning protection equipotential bonding to VDE 0185-305 (IEC 62305)
- Lightning current arresting capacity to 50 kA (10/350) per pole and up to 150 kA (10/350) in total
- Protection level < 1.7 kV allows device protection
- Short-circuit resistance 10 kA, arrester backup fuse to 500 A gL/gG
- Power consumption < 26 mW/pole
- Encapsulated, non-extinguishing spark gaps

Application: Industrial systems and buildings with external lightning protection of Classes I to IV.



Master data

Item number	5096835
Type	MCD 50-B 3-OS
Description 1	CoordinatedLightningController
Description 2	set with function display
Manufacturer	OBO
Dimension	255V
Smallest sales unit	1
Unit of quantity	Piece
Weight	118 kg
Weight unit	kg/100 pc.
CO2 Footprint (GWP) Cradle-to-Gate	6,386 kg CO2e / 1 Piece

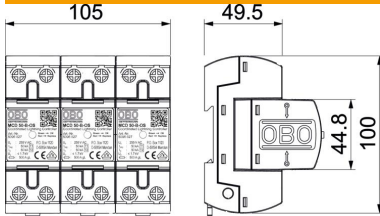
Technical data sheet

Combination arrester, 3-pole with function display

Item number: 5096835

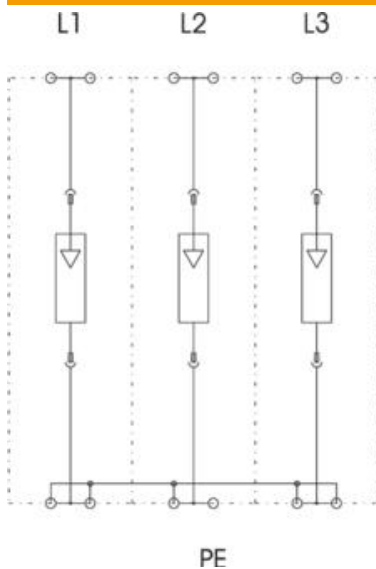


Dimensions



Length	100 mm
Width	105 mm
Height	69 mm

Technical data



Arrester surge current (8/20 μ s) [total]	150 kA
Response time	<100 ns
Blow-out	no
Version for	3-pole
Pole version	3
Structural width in division units (division unit, 17.5 mm)	6
Operating temperature, max.	85 °C
Operating temperature, min.	-40 °C
Lightning surge current (10/350 μ s)	50 kA
Lightning surge current (10/350 μ s)	150 kA
Remote signalling	no
Follow current quenching capacity left	10 kA
Maximum continuous voltage (L-N)	255 V
Maximum continuous voltage AC	255 V
Short-circuit resistance	10 kA
Short-circuit resistance for max. mains-side overcurrent protection	10 kA
Conductor cross-section, rigid (single-wire/multiwire), max.	50 mm ²
Conductor cross-section, rigid (single-wire/multiwire), min.	10 mm ²
Lightning protection zone LPZ	0→2
Humidity, min.	5 %
Humidity, max.	95 %
Max. mains-side overcurrent protection	500
Maximum back-up fuse	500 A
Installation type	DIN rail 35 mm
Nominal discharge current (8/20 μ s)	50 kA
Nominal discharge current (8/20 μ s) [L-N]	50 kA
Nominal voltage AC (50/60 Hz)	230 V
Network form	TN-C
DC network form	no
IT network form	no
Other network form	no
TN network form	yes
TN-C network form	yes

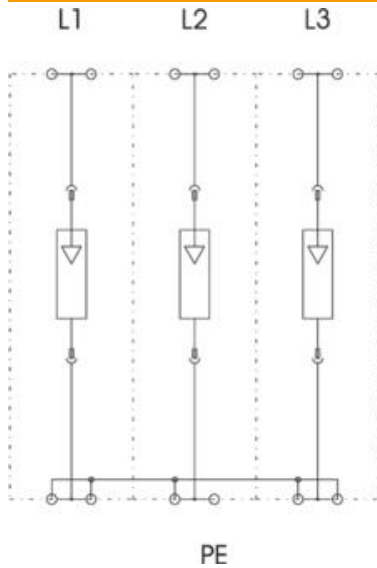
Technical data sheet

Combination arrester, 3-pole with function display

Item number: 5096835



Technical data



TN-C-S network form	no
TN-S network form	no
TT network form	no
OBO_Nominal load current (input/output terminal)	125 A
Pole number	1
Test class, type 1	yes
Test class, type 2	yes
Protection rating	IP20
Protection level	≤1,7 kV
Protection level [L-N]	≤1,7
Signalling on device	Visual
SPD to EN 61643-11	Type 1+2
SPD to IEC 61643-1	Class I+II
Permitted temperature range, max.	85 °C
Permitted temperature range, min.	-40 °C
Approvals	VDE