

Technical data sheet

VG housing with MCD 50-B/3+1

Item number: 5096875



Combination arrester, pre-installed in IP65 housing for use in TN-S and TT networks.

VG...: Lightning arrester system solution type 1+2 according to DIN EN 61643-11.

- LightningController MCD 50-B and MCD 125-B/NPE mounted in insulating housing IP65, sealable housing
- Pulse current 125 kA (10/350 μ s), BET-tested
- Protection level < 1.7 kV (L-N) and < 1.5 kV (N-PE)
- Encapsulated, non-extinguishing discharge gap
- Suitable for TN-S and TT network systems

Application: Industrial systems and buildings with external lightning protection of the highest class I to IV.



Master data

Item number	5096875
Type	MCD 50-B 3+1-VG
Description 1	CoordinatedLightningController
Description 2	set type 1 arrester in housing
Manufacturer	OBO
Dimension	255V
Smallest sales unit	1
Unit of quantity	Piece
Weight	290 kg
Weight unit	kg/100 pc.
CO2 Footprint (GWP) Cradle-to-Gate	9,332 kg CO2e / 1 Piece

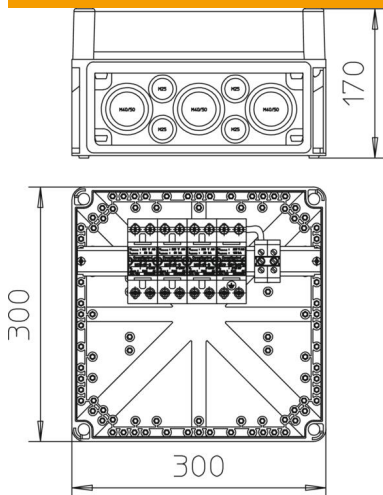
Technical data sheet

VG housing with MCD 50-B/3+1




Item number: 5096875

Dimensions



Technical data



Arrester surge current (8/20 μ s) [total]	125 kA
Response time	<100 ns
Blow-out	no
Pole version	3+N/PE
Structural width in division units (division unit, 17.5 mm)	8
Operating temperature, max.	85 °C
Operating temperature, min.	-40 °C
Lightning surge current (10/350 μ s)	50 kA
Lightning surge current (10/350)	125 kA
Remote signalling	no
Follow current quenching capacity (eff) [N-PE]	25 kA
Follow current quenching capacity left	10 kA
Maximum continuous voltage AC	255 V
Short-circuit resistance	25 kA
Short-circuit resistance for max. mains-side overcurrent protection	25 kA
Conductor cross-section, rigid (single-wire/multiwire), max.	50 mm ²
Conductor cross-section, rigid (single-wire/multiwire), min.	10 mm ²
Lightning protection zone LPZ	0→2
Max. mains-side overcurrent protection	500
Maximum back-up fuse	500 A
Installation type	Pre-mounted in the housing
Nominal discharge current (8/20 μ s)	50 kA
Nominal voltage AC (50/60 Hz)	230 V


Technical data sheet

VG housing with MCD 50-B/3+1

Item number: 5096875



Technical data



	Network form	Other
	TN network form	yes
	TN-C-S network form	yes
	TN-S network form	yes
	TT network form	yes
	Test class, type 1	yes
	Protection rating	IP65
	Protection level	≤1,7 kV
	Protection level [L-N]	≤1,7
	Protection level [N-PE]	1.5 kV
	Signalling on device	None
	SPD to EN 61643-11	Type 1+2
	SPD to IEC 61643-1	Class I+II
	Permitted temperature range, max.	85 °C
	Permitted temperature range, min.	-40 °C