


Technical data sheet

Diagonal clamp for flat conductors and round conductors FT

Item number: 5313015



- For reinforced steels \varnothing 6–22 mm and flat conductors 50 x 4
- Mounted with bolts M10 x 40
- Version ...-AS with bolts M10 x 30
- Simple mounting through open slot



St Steel

FT Hot-dip galvanised

Master data

Item number	5313015
Type	250 A-FT
Description 1	Diagonal clamp
Manufacturer	OBO
Dimension	88x30x45
Material	Steel
Surface	Hot-dip galvanised
Surface standard	DIN EN ISO 1461
Smallest sales unit	25
Unit of quantity	Piece
Weight	27.8 kg
Weight unit	kg/100 pc.
CO2 Footprint (GWP) Cradle-to-Gate	0,6503 kg CO2e / 1 Piece

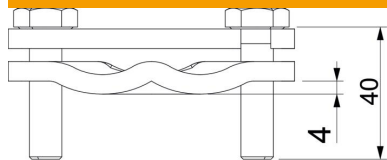
Technical data sheet

Diagonal clamp for flat conductors and round conductors FT

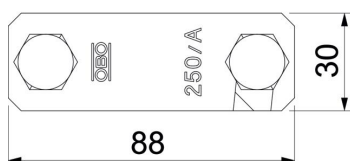
Item number: 5313015



Dimensions



Dimension A	30 mm
Dimension B	88 mm
Dimension L	40 mm



Technical data

Type of fastening screw	Hexagonal bolt
Type of connector	Connectors
Lightning current carrying capacity	H/100 kA
Flat conductor width, conductor 2, max.	50
Flat conductor width, conductor 2, min.	0
Suitable for connection	Miscellaneous
Short-circuit current (50 Hz)(1 s; ≤300°C)	7.3 kA
Fit	Rd 6-22/ max. FL50 mm
Round conductor diameter, conductor 1, max.	22 mm
Round conductor diameter, conductor 1, min.	6 mm
Intermediate plate	no