


# Technical data sheet

## Mesh cable tray GR-Magic® 105 A2

Item number: 6002451



Mesh cable tray with shaped connector of side height 105 mm.  
No additional connection components are required for the mesh cable tray, it is simply interlocked. The grid width is 50 x 100 mm.  
Magnetic shield insulation without cover 15 dB, with cover 25 dB.



**A2** Stainless steel

**2B** Bright, treated

### Master data

Item number	6002451
Type	GRM 105 100 A2
Description 1	Mesh cable tray GRM
Manufacturer	OBO
Dimension	105x100x3000
Colour	stainless steel
Material	Stainless steel 1.4301
Surface	Bright, treated
Surface standard	
Smallest sales unit	3
Unit of quantity	Metre
Weight	99.333 kg
Weight unit	kg/100 m
CO2 Footprint (GWP) Cradle-to-Gate	5,0002 kg CO2e / 1 Meter

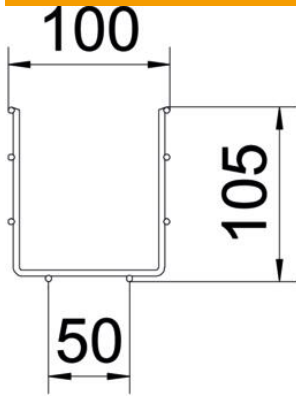
# Technical data sheet

## Mesh cable tray GR-Magic® 105 A2

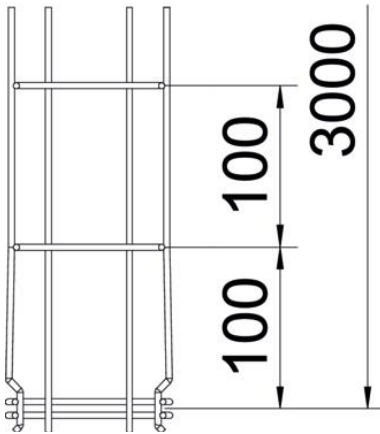
Item number: 6002451



### Dimensions



Length	3,000 mm
Width	100 mm
Width	3.94 in
Height	105 mm
Height	4.13 in
Dimension B	100 mm
Dimension H	108 mm



### Technical data

Connector version	Integrated connector
Mounting system fastening type	Floor Ceiling Wall
Maintain electrical functions	no
Integrated partition	Without
Usable cross-section	82 cm <sup>2</sup>
Usable cross-section	8200 mm <sup>2</sup>
Profile shape	U-shaped
Rustproof steel, pickled	yes
Screwless connector	yes
Wide-span version	no
Load test type according to IEC 61537	Type II
Type of connector, cable support system	Click fastening

# Technical data sheet

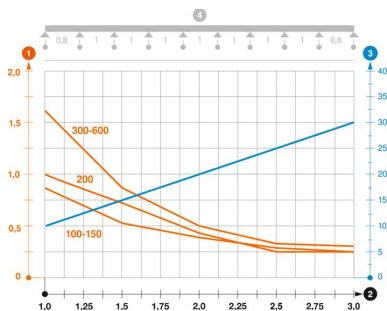
## Mesh cable tray GR-Magic® 105 A2

Item number: 6002451



### Loads

Insertable support spacings, min.	1 m
Insertable support spacings, max.	3 m
Support spacing 1.0 m	0.8 kN/m
Support spacing 1.5 m	0.55 kN/m
Support spacing 2.0 m	0.37 kN/m
Support spacing 2.5 m	0.27 kN/m
Support spacing 3.0 m	0.25 kN/m



Load diagram, mesh cable tray, type GRM 105

- 2 Support width in m
- 3 Rail bend in mm at permitted kN/m
- 1 Permitted cable tray/ladder load in kN/m without man load