


Technical data sheet

Cable tray MKS 85 FS

Item number: 6057209



MKS 85 = medium-duty cable tray system with a side height of 85 mm.
Magnetic shield insulation without cover 20 dB, with cover 50 dB.



- St** Steel
- FS** Strip galvanized

Master data

Item number	6057209
Type	MKS 820 FS
Description 1	Cable tray MKS
Description 2	perforated
Manufacturer	OBO
Dimension	85x200x3000
Colour	zinc
Material	Steel
Surface	Strip galvanized
Surface standard	DIN EN 10346
Smallest sales unit	3
Unit of quantity	Metre
Weight	274.6 kg
Weight unit	kg/100 m
CO2 Footprint (GWP) Cradle-to-Gate	7,4402 kg CO2e / 1 Meter

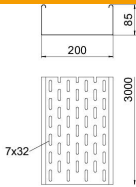
Technical data sheet

Cable tray MKS 85 FS

Item number: 6057209



Dimensions



Dimension	85 x 200
Length	3,000 mm
Length	10 ft
Width	200 mm
Width	8 in
Height	85 mm
Height	3 in
Plate thickness	0.04 in
Plate thickness	1 mm
Dimension B	200 mm
Dimension W	200 mm

Technical data

Connector version	Without connectors
Mounting system fastening type	Floor Ceiling Wall
Walkable	no
Maintain electrical functions	no
With cover	no
Mounting perforation in base	yes
NATO hole pattern	no
Usable cross-section	186 cm ²
Usable cross-section	18600 mm ²
Rustproof steel, pickled	no
Side perforation	yes
Wide-span version	no
Load test type according to IEC 61537	Type II
Type of connector, cable support system	Screwed

Technical data sheet

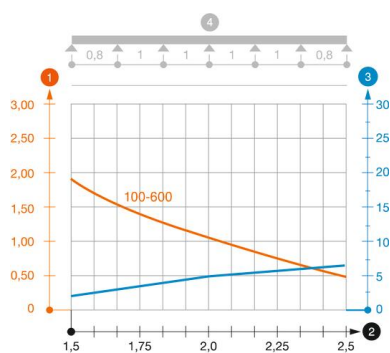
Cable tray MKS 85 FS

Item number: 6057209



Loads

Insertable support spacings, min.	1.5 m
Insertable support spacings, max.	2.5 m
Support spacing 1.5 m	1.75 kN/m
Support spacing 1.75 m	1.4 kN/m
Support spacing 2.0 m	1.1 kN/m
Support spacing 2.5 m	0.5 kN/m



Load diagram, cable tray, type MKS 80

- 1 Permitted cable tray/ladder load in kN/m without man load
- 2 Support width in m
- 3 Rail bend in mm at permitted kN/m
- 4 Load scheme during testing
- Load curve with cable tray/ladder width in mm
- Strut bend curve according to support width
- * From width 300 mm, tested with joint plate SSLB