


Technical data sheet

AZ small duct 50 FS

Item number: 6075096



AZ channel with a side height of 50 mm.
Magnetic shield insulation without cover 20 dB, with cover 50 dB.



St Steel

FS Strip galvanized

Master data

Item number	6075096
Type	AZK 050 FS
Description 1	AZ small duct
Description 2	perforated
Manufacturer	OBO
Dimension	50x50x3000
Colour	zinc
Material	Steel
Surface	Strip galvanized
Surface standard	DIN EN 10346
Smallest sales unit	3
Unit of quantity	Metre
Weight	135.7 kg
Weight unit	kg/100 m
CO2 Footprint (GWP) Cradle-to-Gate	4,233 kg CO2e / 1 Meter

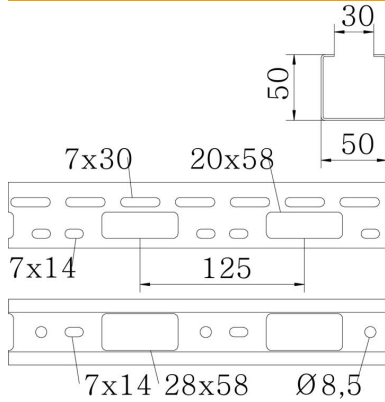
Technical data sheet

AZ small duct 50 FS

Item number: 6075096



Dimensions



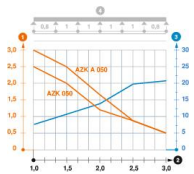
Dimension	50 x 50 x 1,5
Length	3,000 mm
Width	50 mm
Height	50 mm
Plate thickness	1.5 mm

Technical data

Connector version	Without connectors
Mounting system fastening type	Ceiling Wall
Maintain electrical functions	no
Mounting perforation in base	yes
NATO hole pattern	no
Usable cross-section	25 cm ²
Usable cross-section	2500 mm ²
Rustproof steel, pickled	no
Side perforation	yes
Wide-span version	no

Loads

Insertable support spacings, min.	1 m
Insertable support spacings, max.	3 m
Support spacing 1.0 m	2.5 kN/m
Support spacing 1.5 m	2 kN/m
Support spacing 2.0 m	1.2 kN/m
Support spacing 2.5 m	0.85 kN/m
Support spacing 3.0 m	0.5 kN/m



Load diagram, AZ small duct

- 1 Permitted cable tray/ladder load in kN/m without man load
 - 2 Support width in m
 - 3 Rail bend in mm at permitted kN/m
 - 4 Load scheme during testing
- Load curve with cable tray/ladder width in mm
 - Strut bend curve according to support width