


Technical data sheet

AZ small duct 100 A2

Item number: 6075304



AZ channel with a side height of 50 mm.
Magnetic shield insulation without cover 20 dB, with cover 50 dB.



A2 Stainless steel

2B Bright, treated

Master data

Item number	6075304
Type	AZK 100 A2
Description 1	AZ small duct
Description 2	perforated
Manufacturer	OBO
Dimension	50x100x3000
Colour	stainless steel
Material	Stainless steel 1.4301
Surface	Bright, treated
Surface standard	
Smallest sales unit	3
Unit of quantity	Metre
Weight	176.934 kg
Weight unit	kg/100 m
CO2 Footprint (GWP) Cradle-to-Gate	11,8636 kg CO2e / 1 Meter

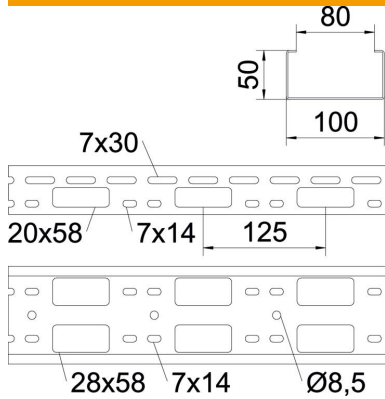
Technical data sheet

AZ small duct 100 A2

Item number: 6075304



Dimensions



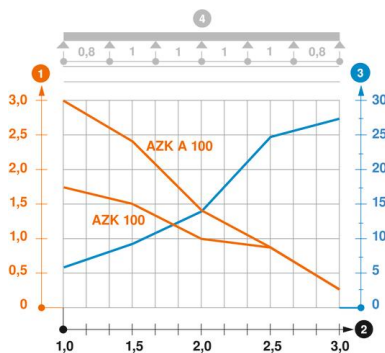
Length	3,000 mm
Width	100 mm
Height	50 mm
Plate thickness	1.5 mm
Dimension B	100 mm

Technical data

Connector version	Without connectors
Mounting system fastening type	Ceiling Wall
Maintain electrical functions	no
Mounting perforation in base	yes
NATO hole pattern	no
Usable cross-section	50 cm ²
Usable cross-section	5000 mm ²
Rustproof steel, pickled	no
Side perforation	yes
Wide-span version	no

Loads

Insertable support spacings, min.	1 m
Insertable support spacings, max.	3 m
Support spacing 1.0 m	1.7 kN/m
Support spacing 1.5 m	1.5 kN/m
Support spacing 2.0 m	1 kN/m
Support spacing 2.5 m	0.8 kN/m
Support spacing 3.0 m	0.25 kN/m



Load diagram, AZ channel

- 1 Permitted cable tray/ladder load in kN/m without man load
- 2 Support width in m
- 3 Rail bend in mm at permitted kN/m
- 4 Load scheme during testing
- Load curve with cable tray/ladder width in mm
- Strut bend curve according to support width