


Technical data sheet

Cable tray DKS 85 FT

Item number: 6086691



DKS 85 = perforated cable tray system with 85 mm side height.
Permeable cable tray system to VdS guideline 2092 with 30% hole surface for use under sprinkler systems.
Bottom penetration from width 200 mm.
Connecting parts should be ordered in the appropriate quantity.
Magnetic shield insulation without cover 20 dB, with cover 50 dB.



- St** Steel
- FT** Hot-dip galvanised

Master data

Item number	6086691
Type	DKS 860 FT
Description 1	Cable tray DKS
Description 2	perforated w/ floor penetrat.
Manufacturer	OBO
Dimension	85x600x3000
Colour	zinc
Material	Steel
Surface	Hot-dip galvanised
Surface standard	DIN EN ISO 1461
Smallest sales unit	3
Unit of quantity	Metre
Weight	746.967 kg
Weight unit	kg/100 m
CO2 Footprint (GWP) Cradle-to-Gate	20,1825 kg COe / 1 Meter

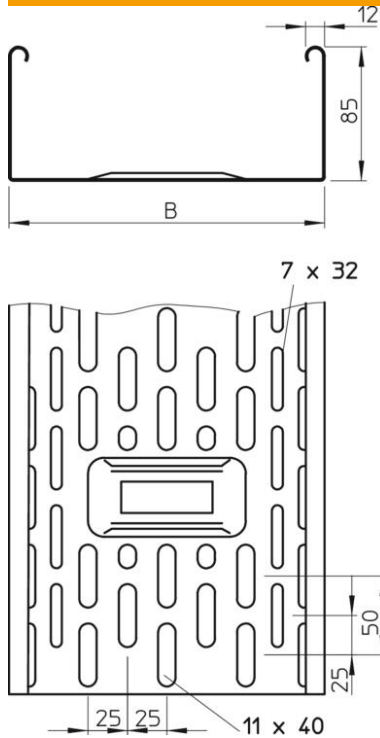
Technical data sheet

Cable tray DKS 85 FT

Item number: 6086691



Dimensions



Dimension	85 x 600
Length	3,000 mm
Length	10 ft
Width	600 mm
Width	24 in
Height	85 mm
Height	3 in
Plate thickness	0.06 in
Plate thickness	1.5 mm
Dimension B	600 mm

Technical data

Connector version	Without connectors
Mounting system fastening type	Floor Ceiling Wall
Walkable	no
Maintain electrical functions	no
With cover	no
Mounting perforation in base	yes
NATO hole pattern	no
Usable cross-section	508 cm ²
Usable cross-section	50800 mm ²
Rustproof steel, pickled	no
Side perforation	yes
Wide-span version	no
Load test type according to IEC 61537	Type II
Type of connector, cable support system	Screwed

Technical data sheet

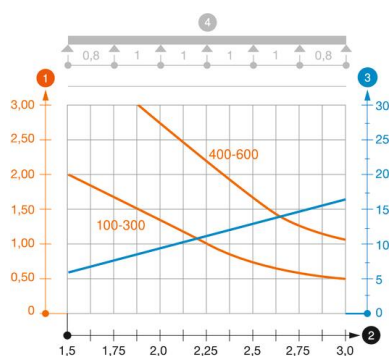
Cable tray DKS 85 FT

Item number: 6086691



Loads

Insertable support spacings, min.	1.5 m
Insertable support spacings, max.	3 m
Support spacing 1.5 m	3 kN/m
Support spacing 2.0 m	2.75 kN/m
Support spacing 2.5 m	1.5 kN/m
Support spacing 3.0 m	1.1 kN/m



Load diagram, cable tray, type DKS 85

- 2 Support width in m
- 3 Rail bend in mm at permitted kN/m
- 1 Permitted cable tray/ladder load in kN/m without man load