


Technical data sheet

Wide span cable ladder WKLG 110 FT

Item number: 6311059



Wide span cable ladder with perforated side rails of side height of 110 mm. Fastening of cables with clamp clip, type 2056.



Straight connectors of type WRVL 110 should be ordered separately and in the appropriate quantity.
Magnetic shield insulation without cover 10 dB, with cover 15 dB.



St Steel

FT Hot-dip galvanised

Master data

Item number	6311059
Type	WKLG 1120 FT
Description 1	Wide span cable ladder
Description 2	perforated side rail
Manufacturer	OBO
Dimension	110x200x6000
Colour	zinc
Material	Steel
Surface	Hot-dip galvanised
Surface standard	DIN EN ISO 1461
Smallest sales unit	6
Unit of quantity	Metre
Weight	590.383 kg
Weight unit	kg/100 m
CO2 Footprint (GWP) Cradle-to-Gate	12,6394 kg CO2e / 1 Meter

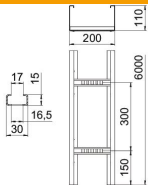
Technical data sheet

Wide span cable ladder WKLG 110 FT

Item number: 6311059



Dimensions



Dimension	110 x 200
Length	6,000 mm
Width	200 mm
Height	110 mm
Dimension B	200 mm
Dimension L	6,000 mm
Rung slot dimension	17.00

Technical data

Version of the rungs	Profile perforated
Side rail version	Profile (open)
Fastening of rung	Fully riveted
Mounting system fastening type	Floor Ceiling Wall
Maintain electrical functions	no
Usable cross-section	186 cm ²
Usable cross-section	18600 mm ²
Rustproof steel, pickled	no
Side perforation	yes
Wide-span version	yes
Rail thickness	2 mm

Technical data sheet

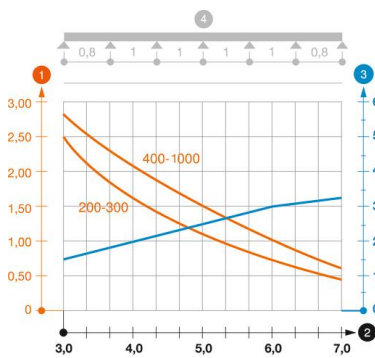
Wide span cable ladder WKLG 110 FT

Item number: 6311059



Loads

Insertable support spacings, min.	3 m
Insertable support spacings, max.	7 m
Support spacing 3.0 m	2.5 kN/m
Support spacing 3.5 m	1.98 kN/m
Support spacing 4.0 m	1.6 kN/m
Support spacing 4.5 m	1.31 kN/m
Support spacing 5.0 m	1.1 kN/m
Support spacing 6.0 m	0.8 kN/m
Support spacing 7.0 m	0.4 kN/m



Load diagram, wide span cable ladder, type WKLG 110

- 1 Permitted cable tray/ladder load in kN/m without man load
- 2 Support width in m
- 3 Rail bend in mm at permitted kN/m
- 4 Load scheme during testing
- Load curve with cable tray/ladder width in mm
- Strut bend curve according to support width