Technical data sheet

Cable tray MKS 85

Item no. 6057101



MKS 85 = medium-duty cable tray system with a side height of 85 mm.

Including connector, type RLVL 85.

Magnetic shield insulation without cover 20 dB, with cover 50 dB.

St	Steel
FS	Strip galvanised

Master data

Item no.	6057101
Type	MKS 810 FS
Description 1	Cable tray MKS
Description 2	perforated with connector
Manufacturer	OBO
Dimension	85x100x3000
Material	Steel
Material symbol	St
Surface	Strip galvanised
Surface to DIN	DIN EN 10346
Surface symbol	FS
Smallest sales unit (VG)	3 m
Weight	207,67 kg/100 m

Technical data

Usable cross-section	8.300,00 mm²
Usable cross-section	83,00 cm²
Suitable for maintaining electrical function	☐
Connector version	Supplied connectors
With cover	☐
Mounting perforation in base	☑
NATO hole pattern	☐
Rustproof steel, pickled	☐
Side perforation	☑
Wide-span version	☐

Technical data sheet

Cable tray MKS 85

Item no. 6057101

Technical data

Dimensions

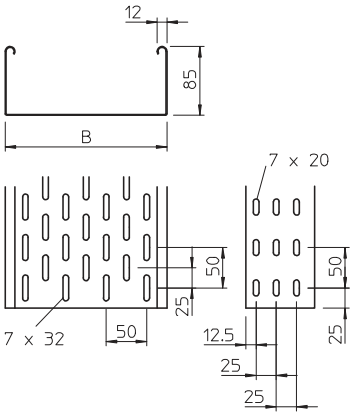

Length	3.000,00 mm
Width	100,00 mm
Height	85,00 mm
Side height	85,00 mm
Dimension B	100,00 mm
Plate thickness	1,00 mm

Appr. load:

Support spacing 1.5 m	1,75 kN/m
Support spacing 1.75 m	1,40 kN/m
Support spacing 2.0 m	1,10 kN/m
Support spacing 2.5 m	0,50 kN/m

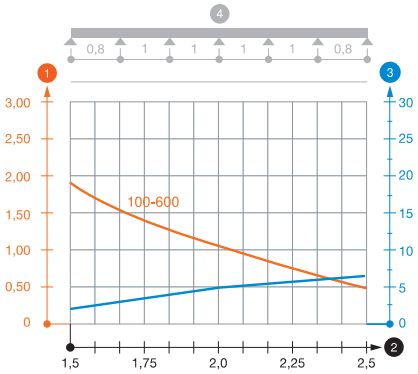

Load diagram, cable tray, type MKS 85

1. Permitted cable tray/ladder load in kN/m without man load
2. Support width in m
3. Rail bend in mm at permitted kN/m
4. Load scheme during testing

— Load curve with cable tray/ladder width in mm

— Strut bend curve according to support width

* From width 300 mm, tested with joint plate SSLB